

Memo

TO: Community Care Health & Care Network and Ross Memorial Hospital:
Boards of Directors/Governors, Staff and Stakeholders
CKL OHT Members and Affiliates

FROM: Veronica Nelson, CEO, RMH (Interim) & Barb Mildon, CEO, Community Care

DATE: October 9, 2019

RE: **Ontario Health Team – Update #3**

Hello Everyone:

We hope you are enjoying the seasonal colours this fall! We received the initial **data package** on October 2, 2019 from the Ministry specific to our In Development Ontario Health Team. The data package lists the two primary care enrollment models (CKLFHT and KNFHT) funded directly by the MOH. Of note the CKL Community Health Centre is not listed—possibly because it is funded indirectly through the LHIN. The data package provides details on our patient population’s characteristics, including: age, sex and place of residence.

The Ministry indicated that the data package is intended to help prospective OHTs identify potential partners (based on the provider relationships revealed through the data) with whom they should consider collaborating to build their OHT. Working together, we are encouraged to use the data to better understand patient access and referral patterns and identify opportunities to improve patient experiences, care outcomes and access to care.

Digital Health Playbook

The Digital Health Playbook was released in September and is available on the OHT website.

http://health.gov.on.ca/en/pro/programs/connectedcare/oht/docs/dig_health_playbook_en.pdf

The Playbook is particularly meant to support Ontario Health Teams in the development of their digital health plans during the full application stage, but will be useful to teams at any stage of the OHT readiness assessment process. It outlines how the adoption and use of digital health solutions can help OHTs to meet their clinical and performance objectives, and provides a general overview of the types of tools, requirements and draft policy directions that will guide the creation of digitally enabled OHTs.

The Playbook also links to a digital health service catalogue that outlines the assets, services and infrastructure services that are available for purchase by Ontario Health Teams as well as a digital health policy guidance document that provides draft policy directions on the acquisition, implementation, and use of digital tools and services.

Next Steps

The Ministry has clarified that the data packages received by In Development teams differ from the packages received by Full Applicants. In Development teams will be provided with more fulsome packages following the planned **data discussion on October 21, 2019**.

Although there are documents emerging from the ministry and associations with regard to the process underpinnings of an OHT such as Partnership Commitments, MOUs and conflict resolution agreements, we are committed to advancing our OHT by redesigning care to benefit our initial target population which will then inform the development of process pieces for our OHT. Focussed planning on care design will be initiated this month. Thank you for your ongoing interest and support of the Kawartha Lakes OHT and we will continue to keep you informed.

Attributed population (City of Kawartha Lakes OHT)

2017/18

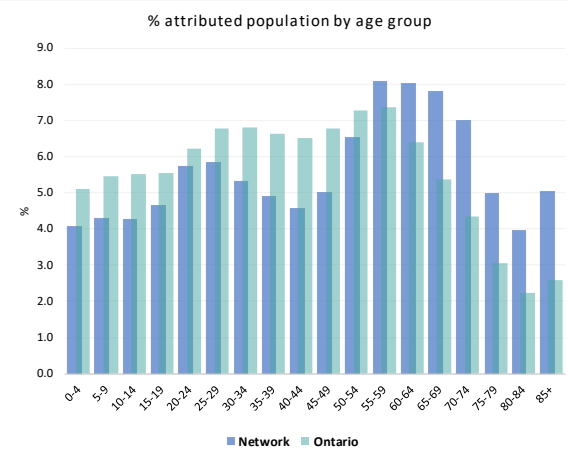
Attributed population

54,391

Age distribution of the attributed population

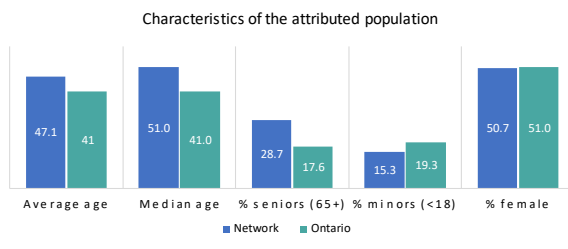
Age Group	Population	% of total
0-4	2,205	4.1
5-9	2,339	4.3
10-14	2,323	4.3
15-19	2,537	4.7
20-24	3,113	5.7
25-29	3,161	5.8
30-34	2,895	5.3
35-39	2,664	4.9
40-44	2,485	4.6
45-49	2,721	5.0
50-54	3,554	6.5
55-59	4,403	8.1
60-64	4,368	8.0
65-69	4,233	7.8
70-74	3,809	7.0
75-79	2,701	5.0
80-84	2,144	3.9
85+	2,736	5.0
Total	54,391	

The figure below compares the percentage of the total attributed population by age group to the province as a whole.



Population characteristics

	Network	Ontario
Average age	47.1	41.0
Median age	51.0	41.0
Number that are seniors (65+)	15,623.0	2,502,986
Percentage that are seniors (65+)	28.7	17.6%
Number that are seniors (75+)	7,581	1,120,986
Percentage that are seniors (75+)	13.9%	7.9%
Number that are minors (<18)	8,305.0	2,757,264
Percentage that are minors (<18)	15.3	19.3%
Percentage that are female	50.7	51.0%



Census subdivision types (2016 Census)

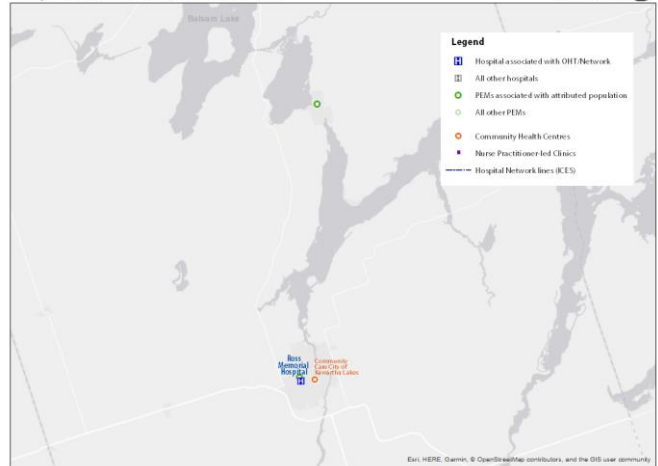
- C – City / Cité
- CV – City / Ville
- CY – City
- DM – District municipality
- HAM – Hamlet
- IRI – Indian reserve / Réserve indienne
- M – Municipality / Municipalité
- MD – Municipal district
- MU – Municipality
- NO – Unorganized / Non organisé
- RGM – Regional municipality
- S-É – Indian settlement / Établissement indien
- SET – Settlement
- T – Town
- TP – Township
- TV – Town / Ville
- V – Ville
- VC – Village ctri

In the table below, the top 20 communities that account for the largest proportion of the Network's population are shown. Note that the counts shown only include the population from each community that is attributed to the Network, and **not** a count of the total population of each community.

Where does the City of Kawartha Lakes OHT attributed population live?

Census Subdivision (CSD)	CSD Type	Attributed population	% of total attributed	CSD total attributed population
Kawartha Lakes	CY	44,055	81.0%	83,145
Peterborough	CY	1,319	2.4%	85,210
Minden Hills	TP	996	1.8%	6,511
Brock	TP	803	1.5%	8,576
Toronto	C	771	1.4%	2,850,074
Trent Lakes	MU	614	1.1%	4,007
Oshawa	CY	425	0.8%	168,993
Scugog	TP	290	0.5%	28,143
Clarington	MU	277	0.5%	95,803
Selwyn	TP	272	0.5%	13,302
Dysart et al	MU	231	0.4%	7,685
Ramara	TP	197	0.4%	7,285
Cavan Monaghan	TP	196	0.4%	9,383
Barrie	CY	195	0.4%	151,415
Whitby	T	149	0.3%	136,706
North Kawartha	TP	146	0.3%	12,145
Ottawa	CV	123	0.2%	996,556
Georgina	T	116	0.2%	48,854
Orillia	CY	108	0.2%	36,287
Algonquin Highlands	TP	97	0.2%	2,214
All other communities		3,011	5.5%	
Total		54,391		

City of Kawartha Lakes OHT



The map shows all hospitals that are associated with the OHT/Networks, in addition to Primary Care Enrollment Models (PEMs), Community Health Centres and Nurse Practitioner-led Clinics.

'Hospital associated with OHT/Network' includes all hospitals that are partners in the OHT application as well as additional hospitals that are part of any of the Network(s) these hospitals belong to (based on analysis provided by IC/ES).